

Board Statistics Report



Parameters Used:
 Location(s): All locations
 Account Group(s): All account groups
 Institution Account(s): Octopus Investment Nominees Limited_AITS
 Custodian Account(s): All custodian accounts
 Reporting Period: 4/6/21 to 4/5/22

Meeting Overview

Category	Number	Percentage
Number of votable meetings	88	
Number of meetings voted	80	90.91%
Number of meetings with at least 1 vote Against, Withhold or Abstain	55	62.50%

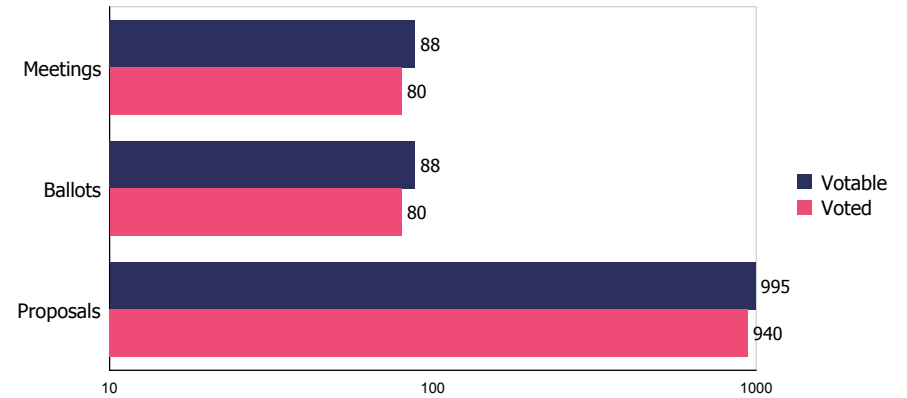
Ballot Overview

Category	Number	Percentage
Number of votable ballots	88	
Number of ballots voted	80	90.91%

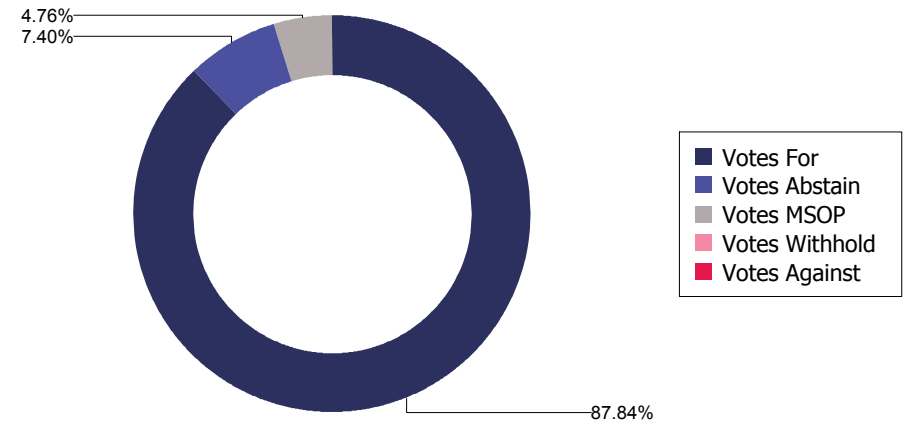
Proposal Overview

Category	Number	Percentage
Number of votable items	995	
Number of items voted	940	94.47%
Number of votes FOR	867	92.23%
Number of votes AGAINST	0	0.00%
Number of votes ABSTAIN	73	7.77%
Number of votes WITHHOLD	0	0.00%
Number of votes on MSOP	47	5.00%
Number of votes One Year	0	0.00%
Number of votes Two Years	0	0.00%
Number of votes Three Years	0	0.00%
Number of votes With Policy	822	87.45%
Number of votes Against Policy	118	12.55%
Number of votes With Mgmt	867	92.23%
Number of votes Against Mgmt	73	7.77%
Number of votes on Shareholder Proposals	0	0.00%

Voting Statistics

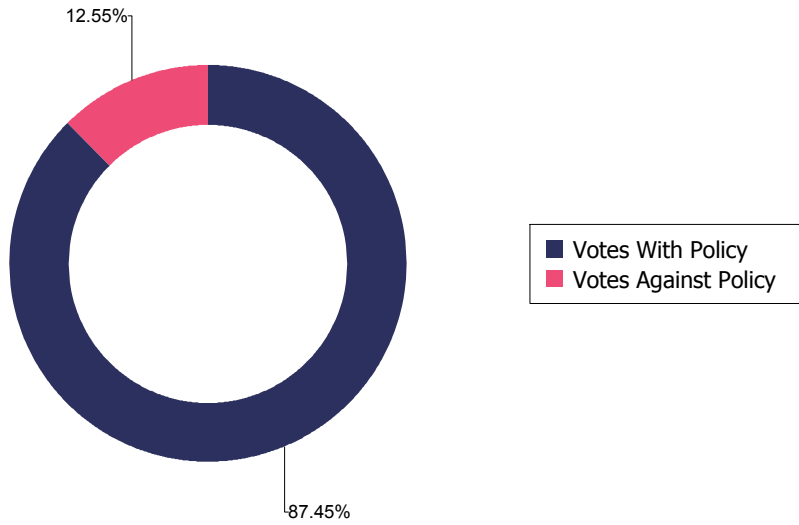


Vote Cast Statistics

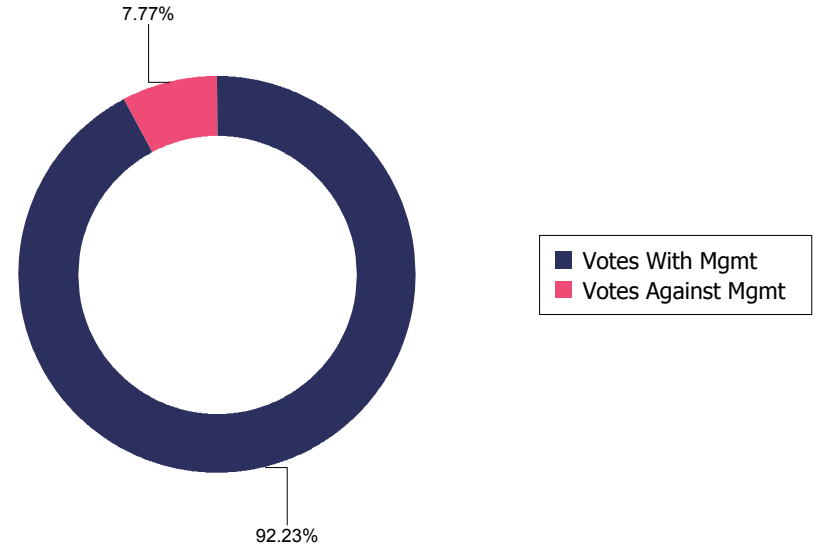


Note: Instructions of Do Not Vote are not considered voted, and in cases of different votes submitted across ballots for a given meeting, votes cast are distinctly counted by type per proposal where total votes submitted by type may be higher than unique proposals voted.

Vote Alignment with Policy



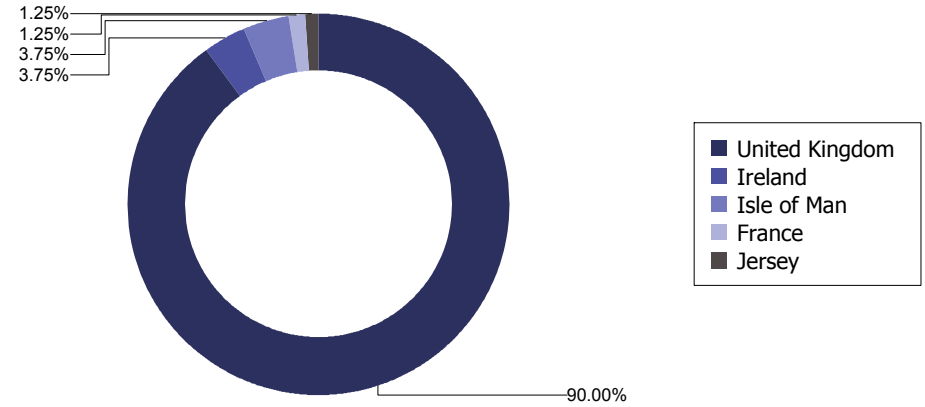
Vote Alignment with Management



Market Breakdown

Market	Votable Meetings	Voted Meetings	Percentage
United Kingdom	80	72	90.00%
Ireland	3	3	100.00%
Isle of Man	3	3	100.00%
France	1	1	100.00%
Jersey	1	1	100.00%

Meetings Voted by Market



Market Voting Statistics

