

Board Statistics Report



Parameters Used:
 Location(s): All locations
 Account Group(s): All account groups
 Institution Account(s): Octopus Investment Nominees Limited_AIMVCT
 Custodian Account(s): All custodian accounts
 Reporting Period: 4/6/22 to 4/5/23

Meeting Overview

Category	Number	Percentage
Number of votable meetings	99	
Number of meetings voted	97	97.98%
Number of meetings with at least 1 vote Against, Withhold or Abstain	45	45.45%

Ballot Overview

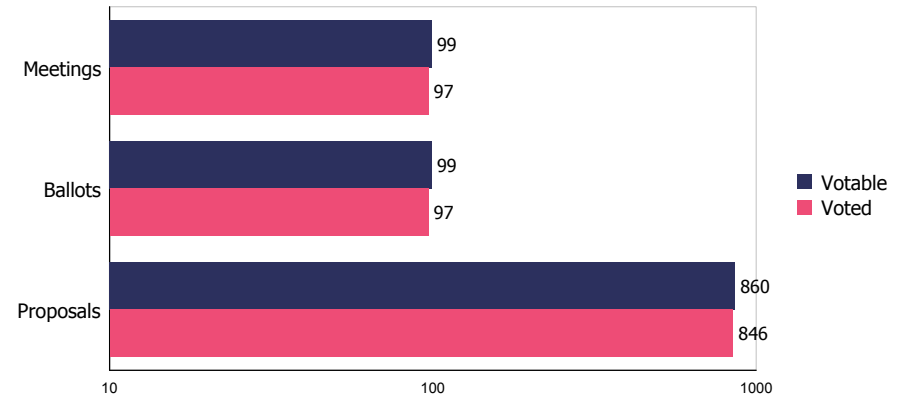
Category	Number	Percentage
Number of votable ballots	99	
Number of ballots voted	97	97.98%

Proposal Overview

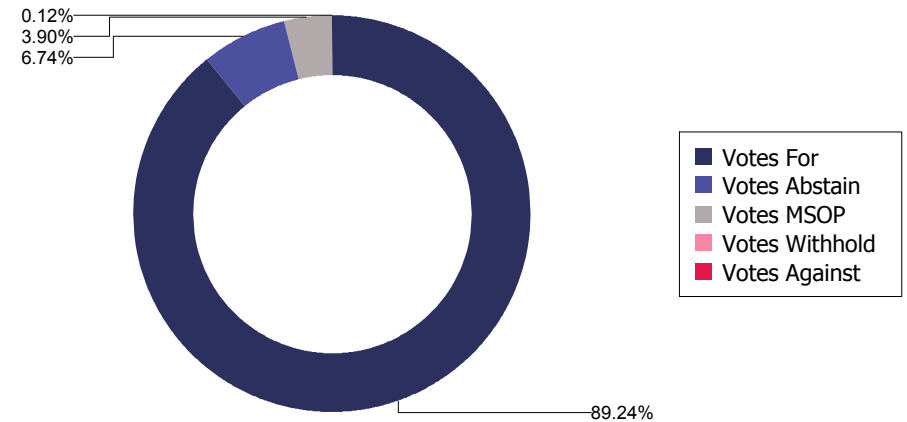
Category	Number	Percentage
Number of votable items	860	
Number of items voted	846	98.37%
Number of votes FOR	755	89.24%
Number of votes AGAINST	1	0.12%
Number of votes ABSTAIN	57	6.74%
Number of votes WITHHOLD	0	0.00%
Number of votes on MSOP	33	3.90%
Number of votes With Policy	685	80.97%
Number of votes Against Policy	161	19.03%
Number of votes With Mgmt	787	93.03%
Number of votes Against Mgmt	59	6.97%
Number of votes on Shareholder Proposals	0	0.00%

Notes: Instructions of Do Not Vote are not considered voted. Frequency on Pay votes of 1, 2, 3 years are counted by type (For, Against, etc.) per proposal. Votes on MSOP proposals will only be counted as a vote on MSOP and not as the actual vote cast (For, Against, etc.) per proposal to avoid duplication of data. In cases of different votes submitted across ballots for a single meeting, votes cast are distinctly counted by type (For, Against, etc.) per proposal. So, a meeting may have inflated total votes submitted than unique proposals voted.

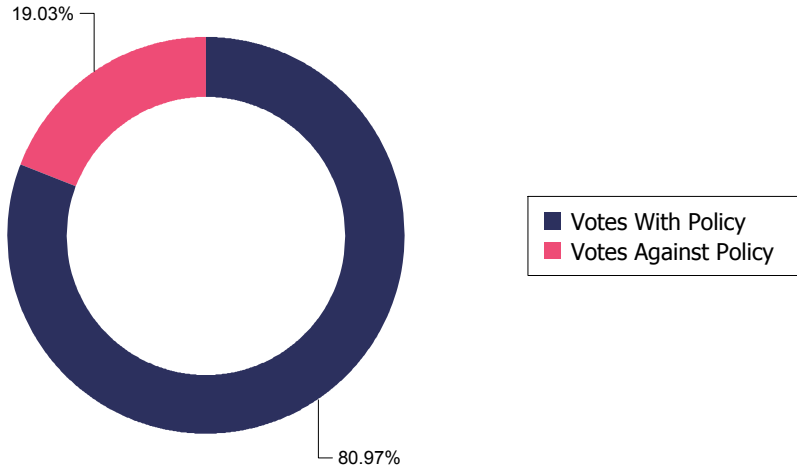
Voting Statistics



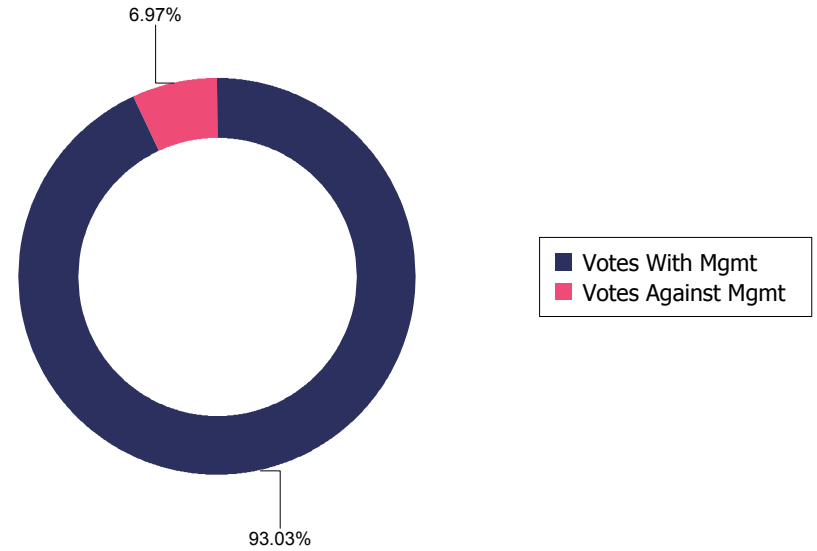
Vote Cast Statistics



Vote Alignment with Policy



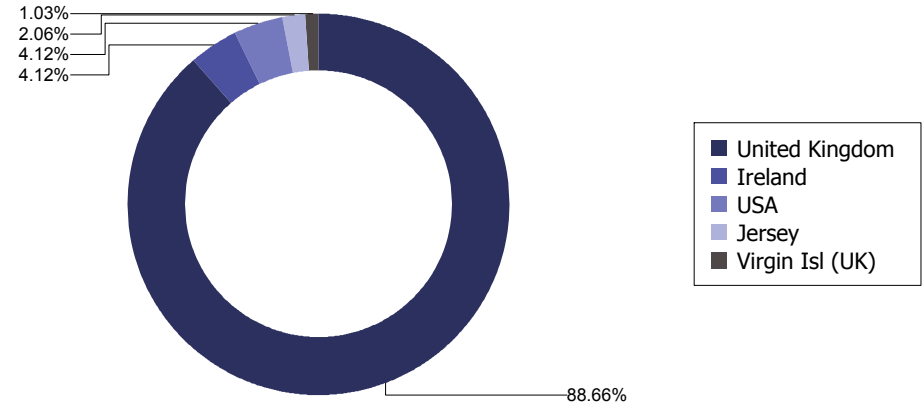
Vote Alignment with Management



Market Breakdown

Market	Votable Meetings	Voted Meetings	Percentage
United Kingdom	88	86	97.73%
Ireland	4	4	100.00%
USA	4	4	100.00%
Jersey	2	2	100.00%
Virgin Isl (UK)	1	1	100.00%

Meetings Voted by Market



Market Voting Statistics

