

# Investment Profile 2

## Cash Plus



Data as at 30 June 2020

### Key Facts

Launch Date 28 September 2009  
 Currency GBP  
 Suggested Time Horizon\* 1 Year +

\*There is no required minimum holding period

### Objective

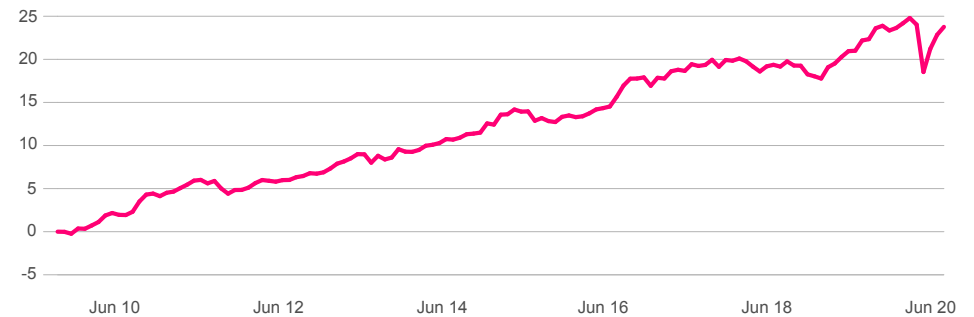
Aims to provide an enhanced level of return compared with a pure cash investment, with a higher degree of capital security and stability than a fixed income bond portfolio. The managers invest a percentage of the portfolio in a sterling-denominated money market fund with an 'AAA' rating from Standard & Poor's. However, to achieve a return above that of cash, government and corporate bonds are also included, as well as equities, alternative assets and alternative investment strategies. All of these are subject to shorter-term fluctuations in value. The managers will adjust the asset allocation from time to time depending upon market circumstances, but not to an extent that would significantly alter the long-term risk-return profile of the investment strategy. The portfolio combines active fund managers, who aim to outperform their benchmarks (after costs), and passive investments, which offer cost-effective market exposure. The aim is to achieve better returns than the underlying markets while controlling the overall cost of the investment.

### Suitability

This portfolio may be suitable for investors who want to maintain a large cash balance for periods of more than 12 months. In exchange for a return on their investment that matches inflation, investors are likely to be willing to accept a level of capital security that is slightly less than could be achieved by investing in a cash deposit account from a high-street bank.

### Performance

#### Since launch (%)



#### Cumulative performance (%)

	1 month	1 year	3 year	5 year	Since launch
Cash Plus	0.75	1.24	3.78	9.63	23.74
FTSE A British Govt All Stocks	-0.56	11.18	18.88	33.76	80.37
FTSE All-Share TR	1.54	-12.99	-4.60	15.17	88.92

#### Discrete yearly performance (%)

	30/06/19 30/06/20	30/06/18 30/06/19	30/06/17 30/06/18	30/06/16 30/06/17	30/06/15 30/06/16
Cash Plus	1.24	2.56	-0.05	3.10	2.46
FTSE A British Govt All Stocks	11.18	4.90	1.93	-0.86	13.50
FTSE All-Share TR	-12.99	0.57	9.02	18.12	2.21

Source: Octopus Investments. Returns are in sterling and are based on published dealing prices excluding any initial charges, with net income reinvested and net of all fund fees.

### Key Risks

- The value of an investment, and any income from it, can fall or rise. Investors may not get back the full amount they invest.
- Past performance is not a reliable indicator of future results.
- Performance is not guaranteed.

### Platform Availability



#### Investment Enquiries

To speak to one of the Octopus multi manager team:

0800 316 2295

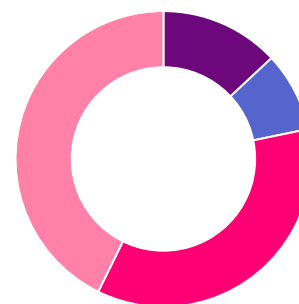
info@octopusinvestments.com

Portfolio Holdings (%)

Cash	40.0
FP Octopus Fixed Income Fund	30.0
FP Octopus Global Strategies Fund	15.0
FP Octopus Dynamic Mixed Asset Fund	12.5
FP Octopus UK Equity Fund	2.5

Current Asset Allocation (%)

■ Alternatives	13.0
■ Equities	8.7
UK	5.8
US	1.5
Europe	0.6
Japan	0.2
Asia	0.3
Emerging Markets	0.3
■ Fixed Income	35.5
Gilts	8.6
UK Credit	7.1
Global Government	8.7
Global Credit	11.1
■ Cash	42.7



The above chart provides additional details of the portfolio exposures.

Source: Octopus Investments. Our six Foundation Funds each focus on a particular asset class or investment strategy. When combined in different proportions in a portfolio, you get access to a diversified selection of investments.

Top Holdings (%)

FP Octopus Dynamic Mixed Asset Fund

1. Vanguard Global Corp Bond Ind Fund	12.7
2. DB X-Trackers Global Sovereign	10.1
3. L&G UK Index	9.9
4. iShares GBP Corporate Bond	9.7
5. L&G US Index	9.4

FP Octopus Fixed Income Fund

1. iShares GBP Corporate Bond	7.7
2. TwentyFour Corporate Bond	7.6
3. Pimco Global IG Credit	7.3
4. Allianz Gilt Yield Fund	6.5
5. BCIF UK Gilts All Stocks Tracker	6.1

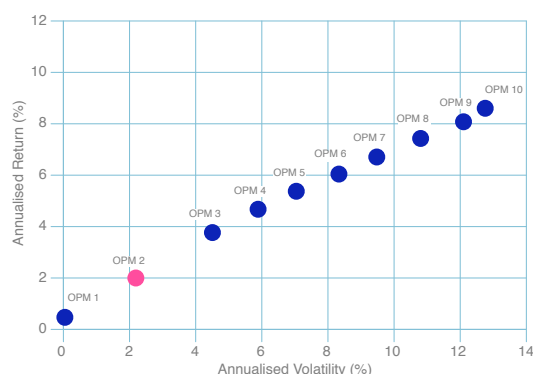
FP Octopus Global Strategies Fund

1. Cash	7.8
2. Muzinich Global Tactical Credit	7.6
3. M&G Global Macro Bond	7.5
4. Janus Henderson UK Abs Return	7.1
5. Invesco GTR	6.5

FP Octopus UK Equity Fund

1. iShares FTSE 100	21.2
2. Lindsell Train UK Equity	14.7
3. Ardevora UK Equity	12.8
4. JOHCM UK Dynamic	12.2
5. Artemis UK Select Fund	10.2

OPM Risk/Return Frontier



Source: Octopus Investments. Volatility calculated on a monthly basis.

Important Information

The value of an investment, and any income from it, can fall or rise. Investors may not get back the full amount they invest. Past performance is not a reliable indicator of future results. We do not offer investment or tax advice. We recommend investors seek professional advice before deciding to invest. This promotion does not offer investment or tax advice. As this product is not suitable for everyone we recommend you seek investment and tax advice before investing in our products. Unless otherwise indicated all figures are sourced from Lipper, Bloomberg and Octopus Investments. Further product information, including full details of charges and risks, is set out in the product brochure and fees and charges document, which are available from the Octopus Investments Ltd website. Issued by Octopus Investments Limited, which is authorised and regulated by the Financial Conduct Authority. Registered office: 33 Holborn, London EC1N 2HT. Registered in England and Wales No. 03942880. Telephone calls are recorded. CAM009896. Issued: July 2020.